

MARINE AND FAMILY PROGRAMS

# SUICIDE SURVEILLANCE UPDATE for CMC

---

31 March 2026

**Kimberly Gibson**

Branch Head, Program Assessment  
Headquarters, Marine Corps (M&RA)  
Marine and Family Programs  
kimberly.e.gibson@usmc.mil

**Maureen Denyszyn**

Section Head, Data Management and Analytics  
Program Assessment  
Headquarters, Marine Corps (M&RA)  
Marine and Family Programs  
maureen.denyszyn@usmc.mil

**Kathryn Ortega**

Supervisory Program Analyst , Data Management and Analytics  
Program Assessment  
Headquarters, Marine Corps (M&RA)  
Marine and Family Programs  
kathryn.ortega@usmc.mil

Controlled by: Department of the Navy  
Controlled by: Headquarters USMC (M&RA; MF)  
CUI Category: PROPIN  
Limited Dissemination Control: FEDCON  
POC: Branch Head, Program Assessment



# CY26 Executive Summary – 31 March 2026 Update

1. In CY22, the USMC suicide rate was statistically higher than the US population suicide rate that has been adjusted to USMC demographics.

2. The total **AC suicide count** is 20 for CY26 through 31 March 2026. This count is: (Slide 3)

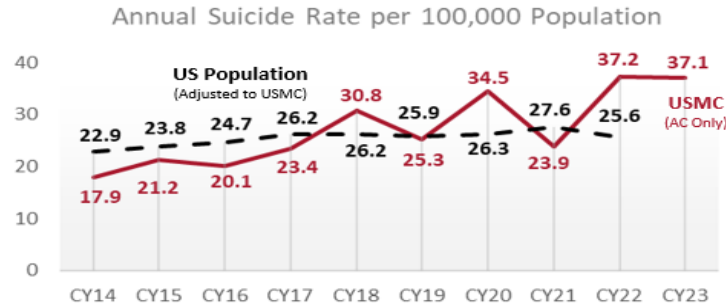
- Higher than the AC Suicide count of 18 from the same timeframe last year.
- Higher than the cumulative YTD average of 13 from the last ten years.

3. The total **AC attempts reported** is 105 for CY26 through 31 March 2026. This count is: (Slide 4)

- Similar to the AC attempt count of 98 from the same timeframe last year.
- Higher than the cumulative YTD average of 89 from the last ten years.

4. The total **AC ideations reported** is 344 for CY26 through 31 March 2026. This count is: (Slide 5)

- Lower than the AC ideation count of 413 from the same timeframe last year.
- Similar to the cumulative YTD average of 375 from the last eight years.



*CY 2022 and 2023 rates differ from the official rates published in Annual Report on Suicide in the Military due to case additions by the Armed Forces Medical Examiner System (AFMES) after the 31 July 2024 deadline for inclusion in the Annual Report. CY24 rate pending AFMES determination for multiple cases.*

*US population suicide rate obtained from the Centers for Disease Control and Prevention and adjusted to USMC age, race/ethnicity, and sex; CY23 population data are not yet publicly available .*

CY26	Incident Group	Jan	Feb	Mar	Apr	May	Jun	Jul	Aug	Sep	Oct	Nov	Dec	Total
☐ AC	Suicide	4	11	5	0	0	0	0	0	0	0	0	0	20
	Attempt	42	35	29	0	0	0	0	0	0	0	0	0	106
	Ideation	150	99	98	0	0	0	0	0	0	0	0	0	347
☐ RC	Suicide	4	1	1	0	0	0	0	0	0	0	0	0	6
	Attempt	2	2	3	0	0	0	0	0	0	0	0	0	7
	Ideation	5	11	10	0	0	0	0	0	0	0	0	0	26

**DATA ARE LIVE AND SUBJECT TO CHANGE**

# CY26 Suicides Reported Compared to Previous Years

## BLUF:

The total AC suicide count is 20 for CY26 through 31 March. This count is:

- Higher than the AC suicide count of 18 from the same timeframe last year.
- Higher than the cumulative YTD average of 13 from the last ten years.

Please Note:

AC= Active Component

RC= Reserve Component (SELRES only)

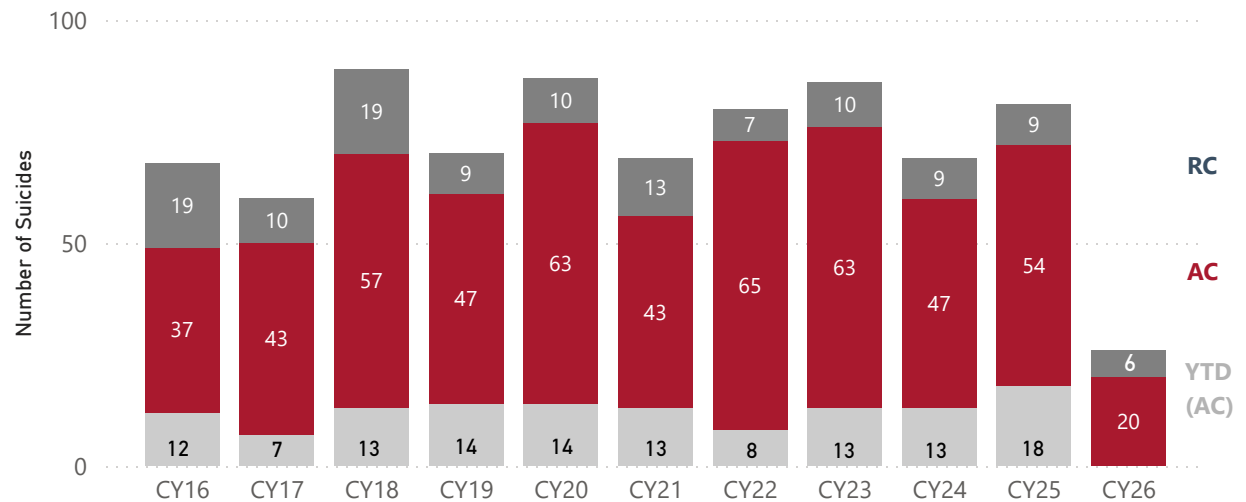
SELRES= AR, SMCR, IMA, IADT

Counts exclude attached Sailors.

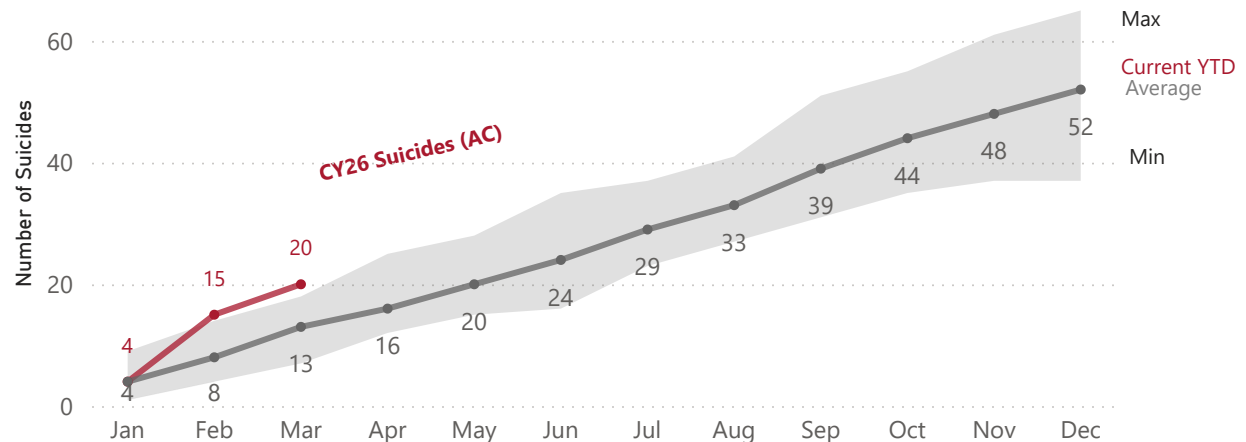
Counts include verified and suspected suicides.

**DATA ARE LIVE AND SUBJECT TO CHANGE.**

Annual Number of Suicides by Component



CY26 YTD AC Suicides Compared to Previous 10 Years (cumulative)



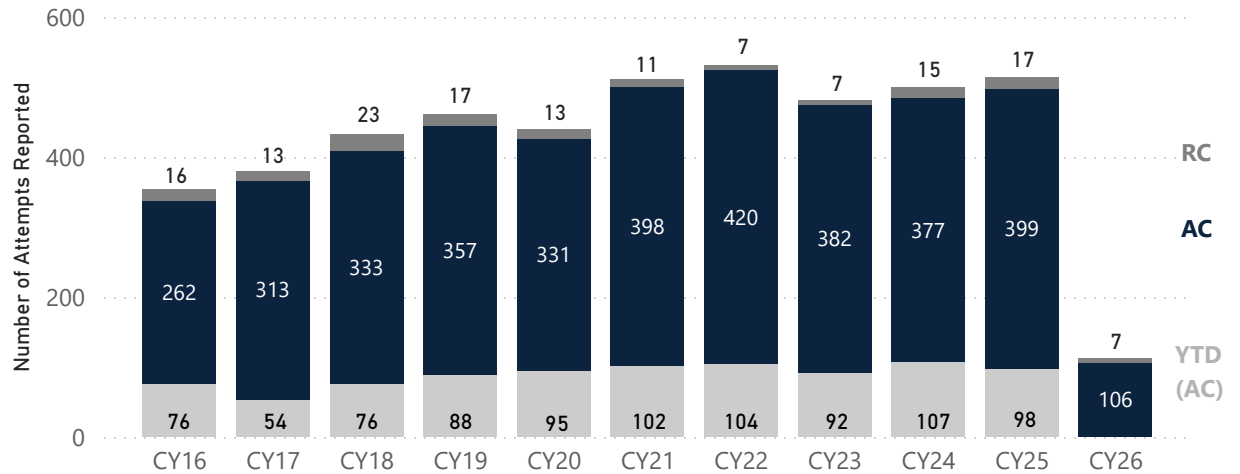
# CY26 Attempts Reported Compared to Previous Years

## BLUF:

The total AC attempts reported is 106 for CY26 through 31 March. This count is:

- Similar to the AC attempt count of 98 from the same timeframe last year.
- Higher than the cumulative YTD average of 89 from the last ten years.

Annual Number of Attempts Reported by Component



*Please Note:*

AC= Active Component

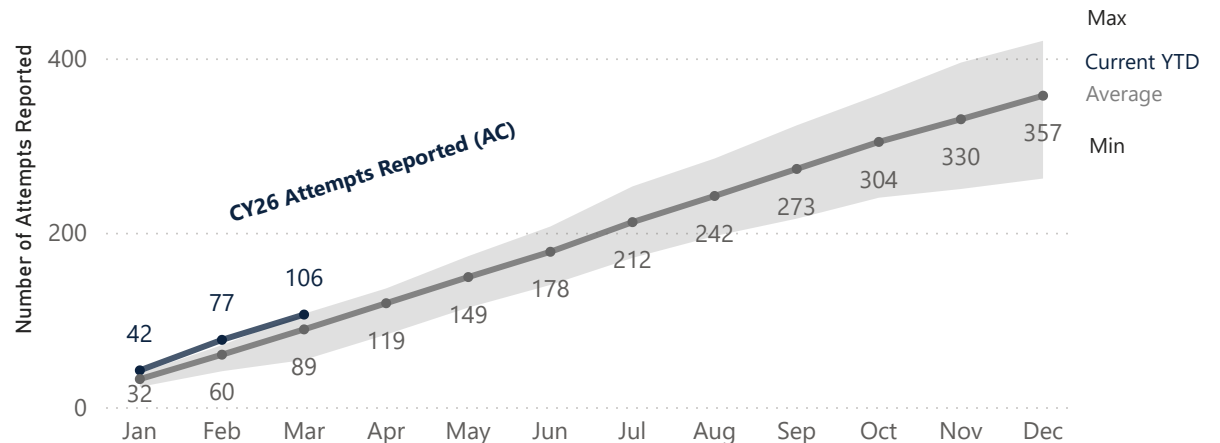
RC= Reserve Component (SELRES only)

SELRES= AR, SMCR, IMA, IADT

Counts exclude attached Sailors.

**DATA ARE LIVE AND SUBJECT TO CHANGE.**

CY26 YTD AC Attempts Compared to Previous 10 Years (cumulative)



# CY26 Ideations Reported Compared to Previous Years

## BLUF:

The total AC ideations reported is 347 for CY26 through 31 March. This count is:

- Lower than the AC ideation count of 413 from the same timeframe last year.
- Similar to the cumulative YTD average of 375 from the last seven years.

Please Note:

AC= Active Component

RC= Reserve Component (SELRES only)

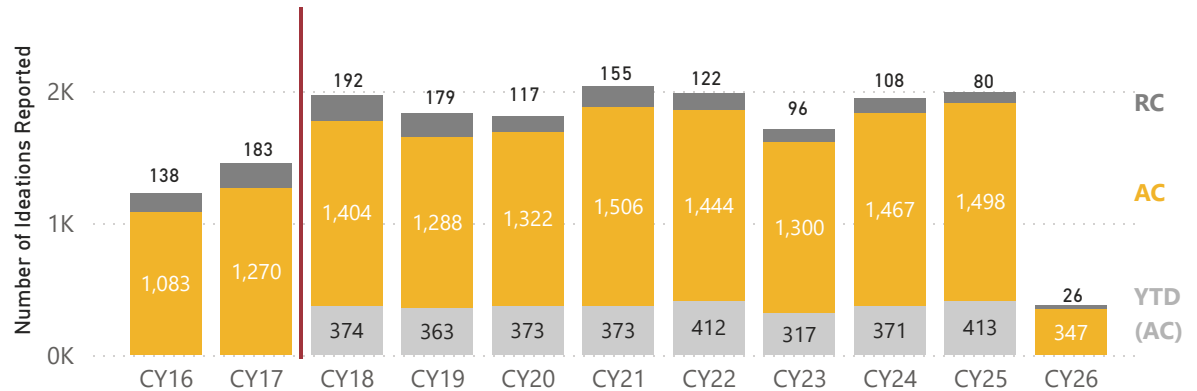
SELRES= AR, SMCR, IMA, IADT

Counts exclude attached Sailors.

**DATA ARE LIVE AND SUBJECT TO CHANGE.**

**Limitations:** Ideation counts represent incidents where Marines verbalize their thoughts, and their command generates an OPREP3. They do not represent the true number of ideations across the USMC and may grossly under-report true ideation incidents (as indicated by anonymous questionnaire responses and national comparative numbers).

Annual Number of Ideations Reported by Component



TECOMO 1720 published late 2017 mandating reporting of ideations for recruits via OPREP3/SIR. CY18-25 data are not comparable to previous CY.

CY26 YTD AC Ideations Reported Compared to Previous 8 Years  
(cumulative)

