

MARINE AND FAMILY PROGRAMS

SUICIDE SURVEILLANCE UPDATE

31 March 2025

Kimberly Gibson

Branch Head, Program Assessment
Headquarters, Marine Corps (M&RA)
Marine and Family Programs
kimberly.e.gibson@usmc.mil

Maureen Denyszn

Section Head, Data Management and Analytics
Program Assessment
Headquarters, Marine Corps (M&RA)
Marine and Family Programs
maureen.denyszn@usmc.mil

Trisha Pena

Program Analyst, Data Management and Analytics
Program Assessment
Headquarters, Marine Corps (M&RA)
Marine and Family Programs
trisha.pena@usmc.mil



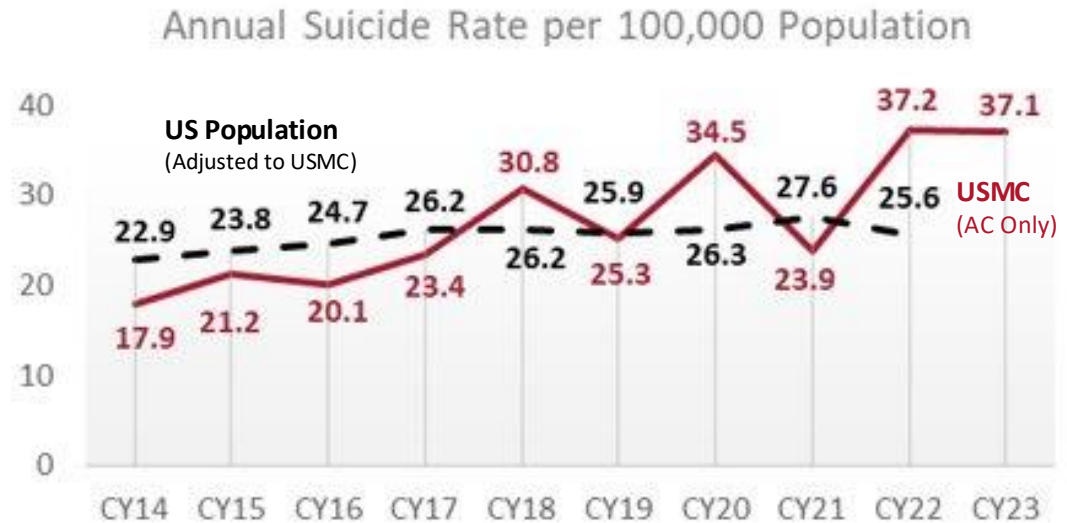
Website version



USMC vs. US Population Suicide Rates

BLUF:

In 2022, the USMC suicide rate was statistically higher than the US population suicide rate that has been adjusted to USMC demographics. Prior years are statistically comparable to the adjusted rate.



The CY 2022 and 2023 USMC suicide rates differ from annual rates reported by the Defense Suicide Prevention Office (DSPO). The differences are based on case determinations by the Armed Forces Medical Examiner System after the 31 March 2024 deadline for the inclusion in DSPO's annual rate. The CY2024 rate will be released by the DSPO in the Annual Report on Suicide in the Military. US population suicide rate obtained from the Centers for Disease Control and Prevention and adjusted to USMC age, race/ethnicity, and sex. CY23 population data are not yet available.

DATA ARE LIVE AND SUBJECT TO CHANGE

CY25 Suicides Compared to Previous Years

BLUF:

The total AC suicide count is 18 for CY25 through 31 March. This count is:

- Higher than the AC suicide count of 13 from the same timeframe last year.
- Higher than the cumulative YTD average of 11 from the last ten years.

Please Note:

AC= Active Component

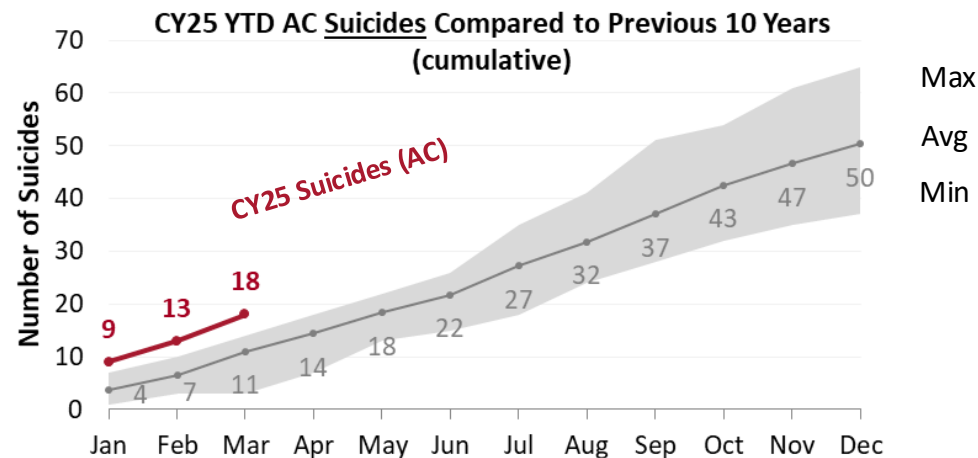
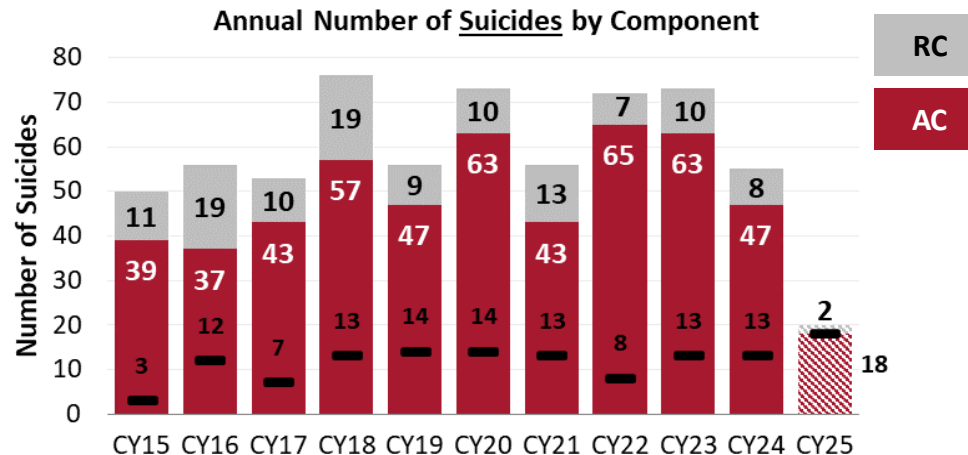
RC= Reserve Component (SELRES only)

SELRES= AR, SMCR, IMA, IADT

Counts exclude attached Sailors.

Counts include verified and suspected suicides.

DATA ARE LIVE AND SUBJECT TO CHANGE.



CY25 Attempts Reported Compared to Previous Years

BLUF:

The total **AC attempts reported** is 67 for CY25 through 31 March. This count is:

- Lower than the AC attempt count of 107 from the same timeframe last year.
- Lower than the cumulative YTD average of 86 from the last ten years.

Please Note:

AC= Active Component

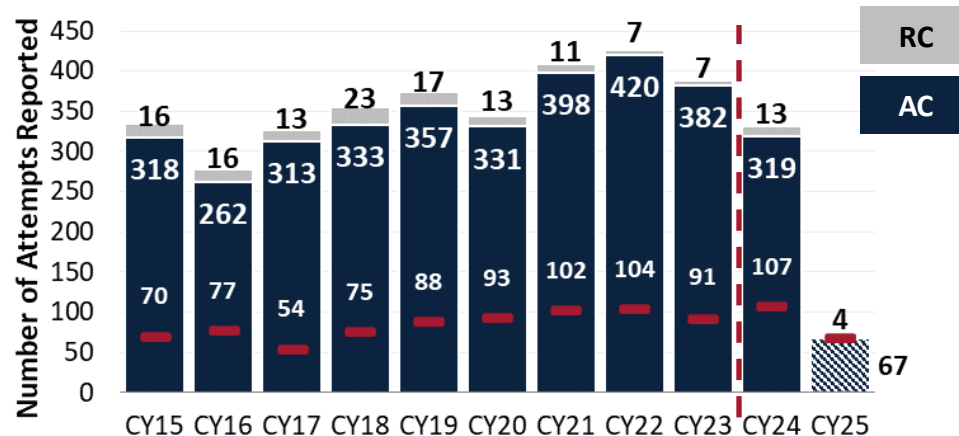
RC= Reserve Component (SELRES only)

SELRES= AR, SMCR, IMA, IADT

Counts exclude attached Sailors.

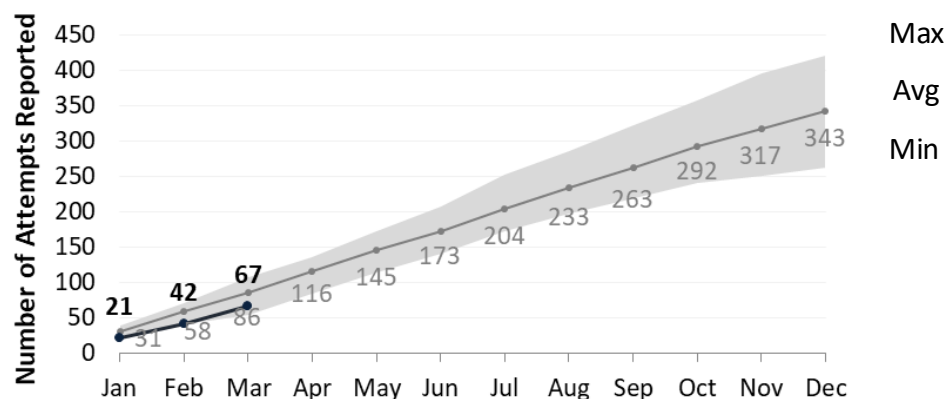
DATA ARE LIVE AND SUBJECT TO CHANGE.

Annual Number of Attempts Reported by Component



Service-level access to identifiable DoD Suicide Event Report attempt data from DHA was removed in July 2024. CY24-25 data are not comparable to previous CY.

CY25 YTD AC Attempts Reported Compared to Previous 10 Years (Cumulative)



CY25 Ideations Reported Compared to Previous Years

BLUF:

The total AC ideations reported is 422 for CY25 through 31 March. This count is:

- Higher than the AC ideation count of 371 from the same timeframe last year.
- Higher than the cumulative YTD average of 369 from the last seven years.

Please Note:

AC= Active Component

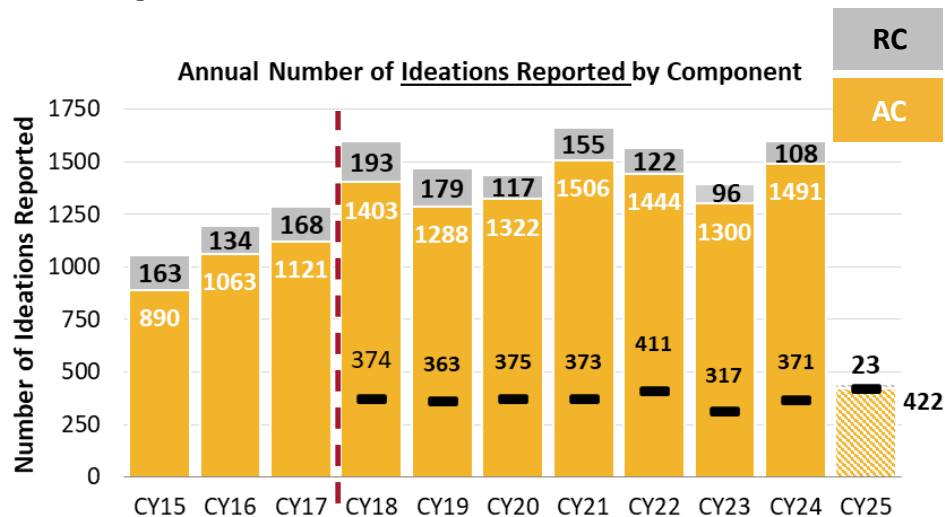
RC= Reserve Component (SELRES only)

SELRES= AR, SMCR, IMA, IADT

Counts exclude attached Sailors.

DATA ARE LIVE AND SUBJECT TO CHANGE.

Limitations: Ideation counts represent incidents where Marines verbalize their thoughts, and their command generates an OPREP3. They do not represent the true number of ideations across the USMC and may grossly under-report true ideation incidents (as indicated by anonymous questionnaire responses and national comparative numbers).



TECOMO 1720 published late 2017 mandating reporting of ideations for recruits via OPREP3/SIR. CY18-25 data are not comparable to previous CY.

